

Moores Park Neighborhood Survey

Completed Responses

52

Partial Responses

27

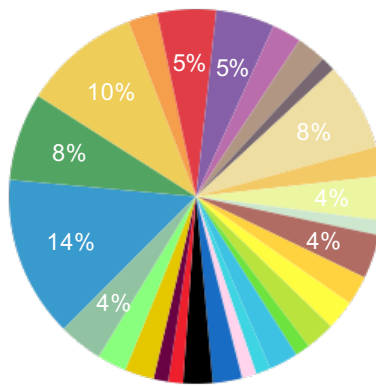
Survey Visits

340

Q1

How long have you lived or owned a home in the neighborhood?

Answered: 79 Skipped: 0



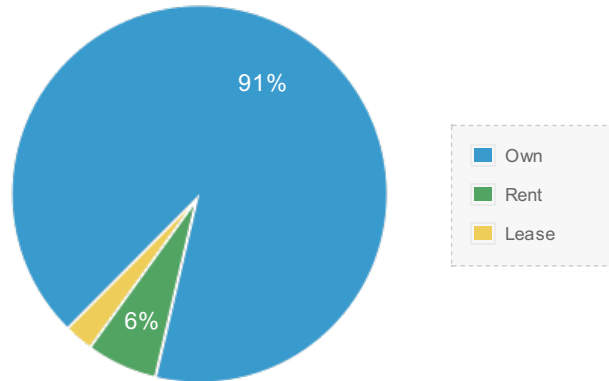
	Response Percent	Response Count
1 year	13.92%	11
2 years	7.59%	6
3 years	10.13%	8
4 years	2.53%	2
5 years	5.06%	4

	Response Percent	Response Count
6 years	5.06%	4
7 years	2.53%	2
8 years	2.53%	2
9 years	1.27%	1
10 years	7.59%	6
11 years	0.0%	0
12 years	2.53%	2
13 years	3.8%	3
14 years	1.27%	1
15 years	3.8%	3
16 years	2.53%	2
17 years	0.0%	0
18 years	0.0%	0
19 years	2.53%	2
20 years	2.53%	2
21 years	1.27%	1
22 years	2.53%	2
23 years	1.27%	1
24 years	0.0%	0
25 years	1.27%	1
26 years	0.0%	0
27 years	2.53%	2
28 years	0.0%	0
29 years	2.53%	2
30 years	0.0%	0
31 years	0.0%	0
32 years	0.0%	0
33 years	1.27%	1
34 years	0.0%	0
35 years	1.27%	1
36 years	0.0%	0
37 years	0.0%	0
38 years	0.0%	0
39 years	2.53%	2
40 years	2.53%	2
Other (Please Specify # of Years)	3.8%	3
1. 42		
2. 87		
3. 41		

Q2

Do you own, rent or lease?

Answered: 79 Skipped: 0

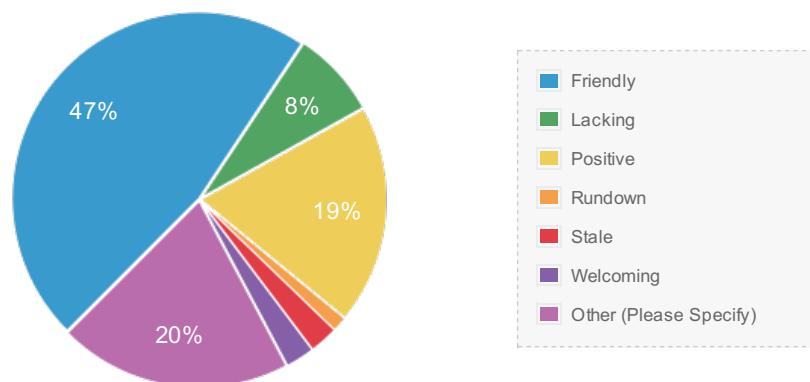


	Response Percent	Response Count
Own	91.14%	72
Rent	6.33%	5
Lease	2.53%	2

Q3

How would you describe the "atmosphere" of the Moores Park Neighborhood?

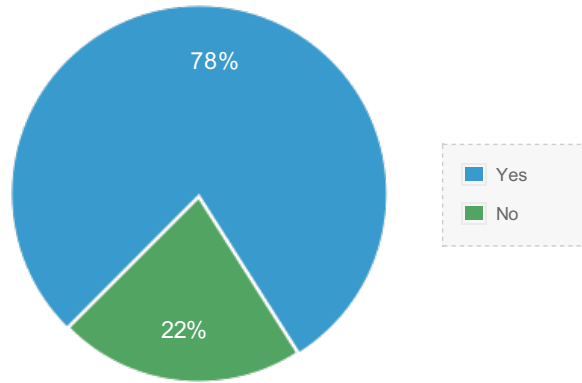
Answered: 79 Skipped: 0



	Response Percent	Response Count
Friendly	46.84%	37
Lacking	7.59%	6
Positive	18.99%	15
Rundown	1.27%	1
Stale	2.53%	2
Welcoming	2.53%	2
Other (Please Specify)	20.25%	16
<ul style="list-style-type: none"> 1. Ultra Busy 2. (Empty) 3. unfriendly 4. Drug dealer next door, don't want kids playing outside with the poorly patented children 5. ok 6. Fragmented and suspicious 7. Needs work 8. framented 9. fragmented 10. Mostly Positive - a few neighbors make it negative 11. Friendly and rundown 12. some rundown mixed with some friendly 13. Hit or miss 14. Itsa Lot of things but not friendly 15. Mix bag. Most people are welcoming, but the online groups tend to harp on people that is uncomfortable at times. 16. rundown in spots, atmosphere on a scale of 1-10? 4 		

Do you feel like you're part of the neighborhood?

Answered: 79 Skipped: 0



	Response Percent	Response Count
Yes	78.48%	62
No	21.52%	17

If yes, what is your favorite part about the neighborhood?

Answered: 70 Skipped: 9

	Response Percent	Response Count
Community garden	11.43%	8
MPNO	14.29%	10
Neighborhood watch	17.14%	12
Neighbors	55.71%	39
Park	54.29%	38
Pool	11.43%	8
Proximity to downtown	34.29%	24
River Trail	47.14%	33
If no, what is missing in the neighborhood?	14.29%	10
<ol style="list-style-type: none"> 1. (Empty) 2. buyers for all the rundown rental propertys 3. basic friendliness to EVERYONE..not just the ones you "decide" are worth knowing 4. Unity 5. Farmers market is an event my children look forward to every week. 6. Addequet police and animal control, code enforcement. 7. (Empty) 8. Community 9. Code compliance! including run down homes whether they are rentals or owned 10. ALL OF IT! :) 		

Rate concerns you have for our neighborhood.

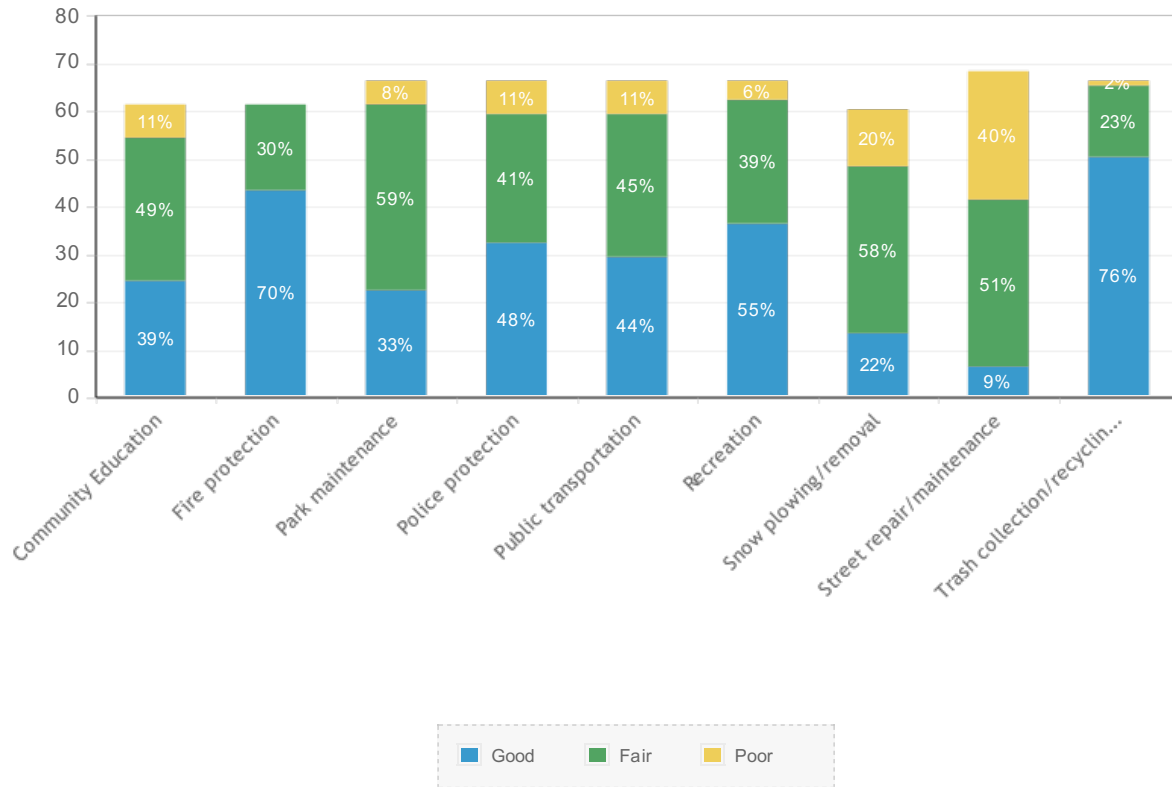
Answered: 71 Skipped: 8

	Very Concerned	Somewhat Concerned	Not Concerned	Don't Know	Response Count
Alleys	19.67% (12)	50.82% (31)	26.23% (16)	3.28% (2)	61
Crime activity (thefts/break-ins)	65.22% (45)	31.88% (22)	2.9% (2)	0.0% (0)	69
Fireworks	22.22% (14)	34.92% (22)	42.86% (27)	0.0% (0)	63
Gang activity	26.23% (16)	36.07% (22)	27.87% (17)	9.84% (6)	61
Graffiti	18.03% (11)	29.51% (18)	44.26% (27)	8.2% (5)	61
Inoperable vehicles	11.86% (7)	25.42% (15)	52.54% (31)	10.17% (6)	59
Loose pets	23.81% (15)	26.98% (17)	49.21% (31)	0.0% (0)	63
Neighbor disputes	13.33% (8)	30.0% (18)	48.33% (29)	8.33% (5)	60
Noise after hours	13.79% (8)	29.31% (17)	56.9% (33)	0.0% (0)	58
Park basketball hoops	6.9% (4)	17.24% (10)	70.69% (41)	5.17% (3)	58
Park/Playground trash cleanup	27.42% (17)	40.32% (25)	24.19% (15)	8.06% (5)	62
Road/Sidewalk repairs	35.94% (23)	51.56% (33)	10.94% (7)	1.56% (1)	64
Snow removal	23.33% (14)	48.33% (29)	28.33% (17)	0.0% (0)	60
Speeding	36.36% (24)	36.36% (24)	25.76% (17)	1.52% (1)	66
Street lighting	13.56% (8)	27.12% (16)	59.32% (35)	0.0% (0)	59
Street parking	19.67% (12)	29.51% (18)	50.82% (31)	0.0% (0)	61
	10.17%	28.81%	61.02%	0.0%	

Traffic	10.17% (6)	20.01% (17)	01.02% (36)	0.0% (0)	59
Unkept rental units	50.0% (31)	32.26% (20)	11.29% (7)	6.45% (4)	62
Unkept yards (incl.no mowing)	35.94% (23)	37.5% (24)	21.88% (14)	4.69% (3)	64
Vandalism	33.33% (21)	39.68% (25)	23.81% (15)	3.17% (2)	63

How are public services in our neighborhood? Are they good, fair or poor?

Answered: 69 Skipped: 10

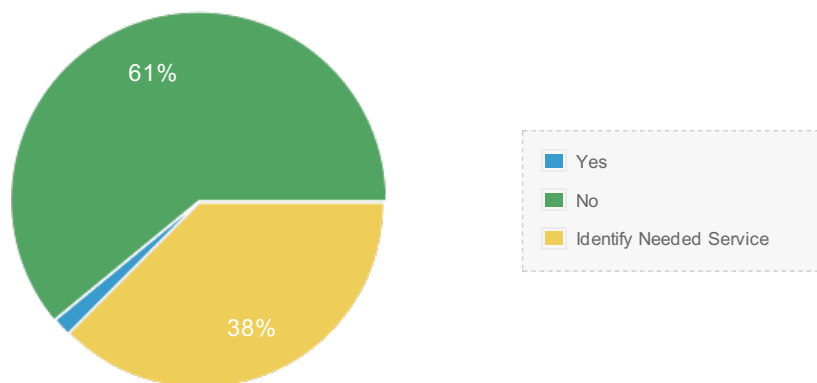


	Good	Fair	Poor	Response Count
Community Education	39.34% (24)	49.18% (30)	11.48% (7)	61
Fire protection	70.49% (43)	29.51% (18)	0.0% (0)	61
Park maintenance	33.33% (22)	59.09% (39)	7.58% (5)	66
Police protection	48.48% (32)	40.91% (27)	10.61% (7)	66
Public transportation	43.94% (29)	45.45% (30)	10.61% (7)	66
Recreation	54.55% (36)	39.39% (26)	6.06% (4)	66
Snow plowing/removal	21.67% (13)	58.33% (35)	20.0% (12)	60
Street repair/maintenance	8.82% (6)	51.47% (35)	39.71% (27)	68
Trash collection/recycling	75.76% (50)	22.73% (15)	1.52% (1)	66

Q8

Is there a city service that our neighborhood needs that is not being provided?

Answered: 64 Skipped: 15



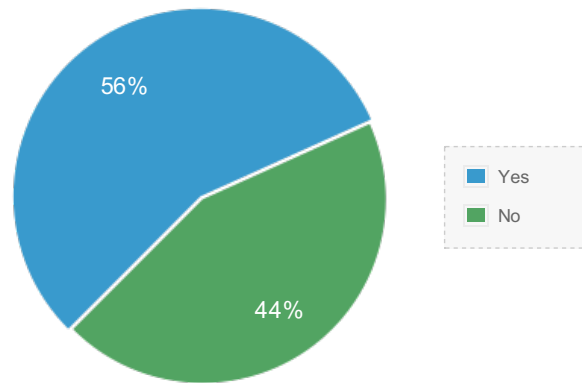
	Response Percent	Response Count
Yes	1.56%	1

No	Response Percent	Response Count
	60.94%	39
Identify Needed Service	37.5%	24
1. No Bus Service on Mt. Hope		
2. Vacant House Code Compliance		
3. Trustworthy help for seniors who cannot handle yard		
4. consequences for rental property owners each time 911 is called for disturbances, drug activity, etc.		
5. Need an ordinance for cats the same as dogs.		
6. Fix crumbling roads		
7. road repair		
8. monitors for crossing corners during big snow storms, I'm a senior and had to climb over two-foot boulders of snow to get to the next street.		
9. "Please refrain from drinking alcohol in our park" signs		
10. City run park functions/concerts		
11. Kid activities		
12. snow plowing		
13. More intervention young people and developing activities that will get them interested in constructive things.		
14. Parks maintaince, activities from city like in parks rec guide		
15. Tree trimming by BWL		
16. More police patrols, animal control		
17. The 1600 block of Stirling Ave has not been repaved since I have lived here in 27 years. The driveways to the street also could use some repair.		
18. Bathrooms that are actually open in the park, maybe accessed by a pin pad.		
19. Park restroom access		
20. Pothole repair		
21. Working park restroom		
22. repair of the huge potholes in the alleys also snow and ice removal and better lighting in the alleys		
23. Leaf vacuuming		
24. Adequate maintenance by the city of trees on the easements		

Q9

Are you interested in becoming involved with the Moores Park Neighborhood Organization?

Answered: 52 Skipped: 27



	Response Percent	Response Count
Yes	55.77%	29
No	44.23%	23

Q10

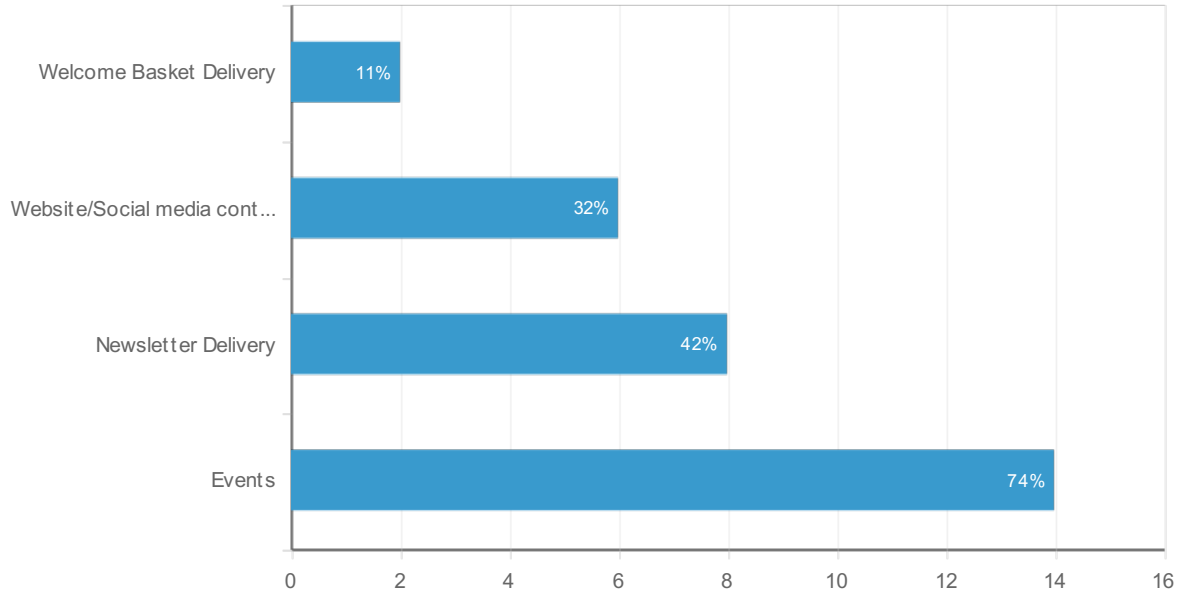
Can we add you to our neighborhood volunteer list?

Answered: 52 Skipped: 27

	Response Percent	Response Count
Yes	40.38%	21
No	59.62%	31

If yes, what would you prefer to volunteer for? (You can choose more than one)

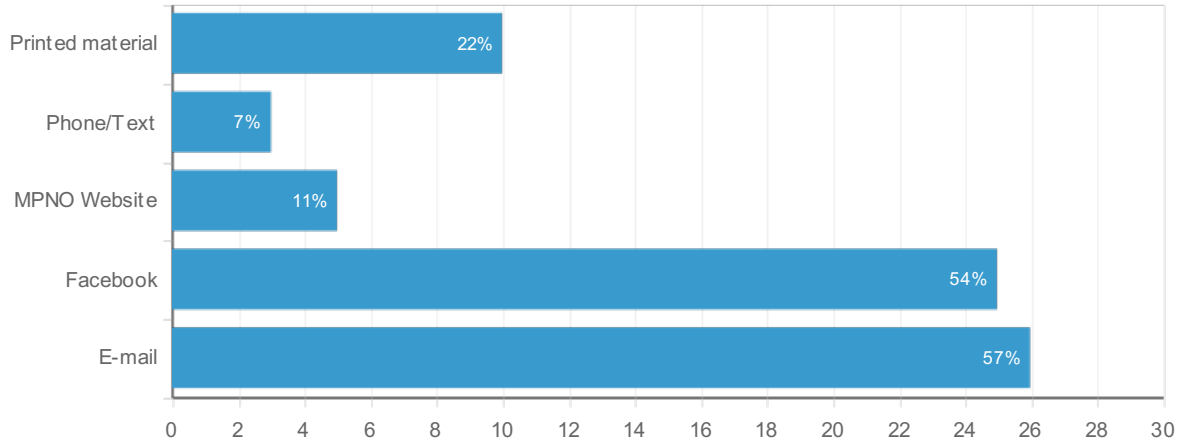
Answered: 19 Skipped: 60



	Response Percent	Response Count
Events	73.68%	14
Newsletter Delivery	42.11%	8
Website/Social media content creation	31.58%	6
Welcome Basket Delivery	10.53%	2

What type of neighborhood communication would be most helpful in getting information to you?

Answered: 46 Skipped: 33



	Response Percent	Response Count
E-mail	56.52%	26
Facebook	54.35%	25
MPNO Website	10.87%	5
Phone/Text	6.52%	3
Printed material	21.74%	10